

Custom Fit Speakers

Easy fit connectors on Custom Fit speakers [KFC-1760C/1750C/1360C/1350C]

Where previous models offered only a single connector, new models feature a connector compatible with three different types of European vehicle connectors to provide simpler speaker connection and easier installation in a wider range of vehicles.



New speaker mounting frame [KFC-1360C/1350C]

The mounting frame is redesigned to permit installation in vehicles that use only two screw holes (Renault Laguna/Megane). Special plastic tabs are also supplied for four-screw mounting, allowing adjustment of position, pitch and hole diameter for perfect installation.



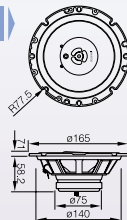
KFC-C1739ie



3-way Flush Mount Speaker System

image enhancer PEAK POWER 170w

- 3-way 3-speaker System
- 170mm Pearl Mica Injection P.P.Cone Woofer
- 30mm P.E.I. Balanced Dome Cone
- 9mm P.E.I. Dome Tweeter
- Image Enhancer (Patent of KENWOOD since 1987)



| | | |
|------------|---------|----------|
| ALFA ROMEO | AUDI | CHRYSLER |
| CITROËN | DAEWOO | FIAT |
| FORD | HONDA | LANCIA |
| NISSAN | PEUGEOT | RENAULT |
| ROVER | SAAB | SEAT |
| OPEL | VOLVO | VW |

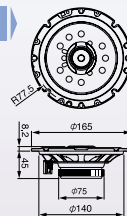
KFC-1760C



2-way Flush Mount Speaker System

EASY FIT PEAK POWER 180w

- 2-way 2-speaker System
- 170mm Dimple Shaped Injection P.P.Cone Woofer
- 35mm P.E.I. Balanced Dome Tweeter
- Easy Fit Connector for European Cars (Renault/ Peugeot/ Citroen, Fiat, Opel-Vauxhall etc.)



| | | |
|------------|---------|----------|
| ALFA ROMEO | AUDI | CHRYSLER |
| CITROËN | DAEWOO | FIAT |
| FORD | LANCIA | MAZDA |
| NISSAN | PEUGEOT | RENAULT |
| ROVER | SAAB | SEAT |
| SKODA | VOLVO | VW |

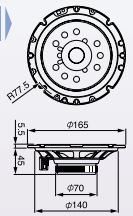
KFC-1750C



Dual Cone Flush Mount Speaker System

EASY FIT PEAK POWER 170w

- Dual Cone Speaker System
- 170mm Dimple Shaped Injection P.P.Cone Woofer
- Easy Fit Connector for European Cars (Renault/Peugeot/Citroen, Fiat, Opel-Vauxhall etc.)



| | | |
|------------|---------|----------|
| ALFA ROMEO | AUDI | CHRYSLER |
| CITROËN | DAEWOO | FIAT |
| FORD | LANCIA | MAZDA |
| NISSAN | PEUGEOT | RENAULT |
| ROVER | SAAB | SEAT |
| SKODA | VOLVO | VW |

| Model | Type | Peak Power | Sensitivity | Frequency response | Magnet Weight | Mounting depth |
|-------------|-----------------|------------|-------------|--------------------|---------------|----------------|
| KFC-C1739ie | 3-Way 3-Speaker | 170W | 92dB/W/m | 30Hz-30kHz | 180g | 58.2mm |
| KFC-1760C | 2-Way 2-Speaker | 180W | 92dB/W/m | 30Hz-22kHz | 180g | 45mm |
| KFC-1750C | Dual Cone | 170W | 92dB/W/m | 30Hz-20kHz | 150g | 45mm |



SPEAKERS

KFC-C1339ie

3-way Flush Mount Speaker System

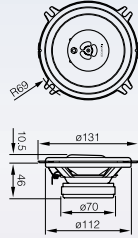


image enhancer

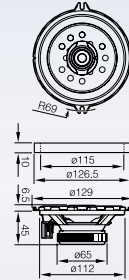
PEAK POWER 140W

- 3-way 3-speaker System
- 130mm Pearl Mica Injection P.P.Cone Woofer
- 25mm P.E.I. Balanced Dome Cone
- 9mm P.E.I.Dome Tweeter
- Image Enhancer (Patent of KENWOOD since 1987)

| | | |
|------------|--------|---------|
| ALFA ROMEO | AUDI | BMW |
| CITROËN | DAEWOO | HONDA |
| LADA | OPEL | PEUGEOT |
| RENAULT | ROVER | SEAT |
| SKODA | VOLVO | |

KFC-1360C

2-way Flush Mount Speaker System



EASY FIT

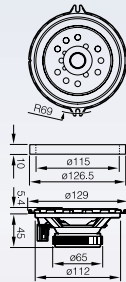
PEAK POWER 140W

- 2-way 2-speaker System
- 130mm Dimple Shaped Injection P.P.Cone Woofer
- 30mm P.E.I. Balanced Dome Tweeter
- Easy Fit Connector for European Cars (Renault/Peugeot/Citroen, Fiat, Opel-Vauxhall etc.)
- Supplied with Plastic Tabs for Mounting with 4 Screws

| | | |
|------------|--------|---------|
| ALFA ROMEO | AUDI | BMW |
| CITROËN | DAEWOO | HONDA |
| LADA | OPEL | PEUGEOT |
| RENAULT | ROVER | SEAT |
| SKODA | VOLVO | |

KFC-1350C

Dual Cone Flush Mount Speaker System



EASY FIT

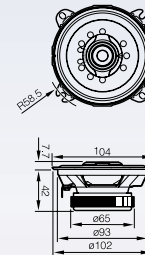
PEAK POWER 130W

- Dual Cone Speaker System
- 130mm Dimple Shaped Injection P.P.Cone Woofer
- Easy Fit Connector for European Cars (Renault/Peugeot/Citroen, Fiat, Opel-Vauxhall etc.)
- Supplied with Plastic Tabs for Mounting with 4 Screws

| | | |
|------------|--------|---------|
| ALFA ROMEO | AUDI | BMW |
| CITROËN | DAEWOO | HONDA |
| LADA | OPEL | PEUGEOT |
| RENAULT | ROVER | SEAT |
| SKODA | VOLVO | |

KFC-1060C

2-way Flush Mount Speaker System



PEAK POWER 120W

- 2-way 2-speaker System
- 100mm Dimple Shaped Injection P.P.Cone Woofer
- 30mm P.E.I. Balanced Dome Tweeter

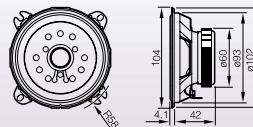
| | | |
|------------|---------|---------|
| ALFA ROMEO | CITROËN | DAEWOO |
| FIAT | HONDA | LANCIA |
| OPEL | PEUGEOT | RENAULT |
| SAAB | SEAT | SUZUKI |
| TOYOTA | | |

KFC-1050C

Dual Cone Flush Mount Speaker System



- Dual Cone Speaker System
- 100mm Dimple Shaped Injection P.P.Cone Woofer



| | | |
|------------|---------|---------|
| ALFA ROMEO | CITROËN | DAEWOO |
| FIAT | HONDA | LANCIA |
| OPEL | PEUGEOT | RENAULT |
| SAAB | SEAT | SUZUKI |
| TOYOTA | | |

| Model | Type | Peak Power | Sensitivity | Frequency response | Magnet Weight | Mounting depth |
|-------------|-----------------|------------|-------------|--------------------|---------------|----------------|
| KFC-C1339ie | 3-way 3-Speaker | 140W | 91dB/W/m | 40Hz-30kHz | 160g | 46mm |
| KFC-1360C | 2-way 2-Speaker | 140W | 91dB/W/m | 40Hz-22kHz | 125g | 45mm |
| KFC-1350C | Dual Cone | 130W | 91dB/W/m | 40Hz-20kHz | 125g | 45mm |
| KFC-1060C | 2-way 2-Speaker | 120W | 90dB/W/m | 45Hz-22kHz | 125g | 42mm |
| KFC-1050C | Dual Cone | 110W | 90dB/W/m | 45Hz-20kHz | 100g | 42mm |

KFC-C6880ie



2-way Flush Mount Speaker System

image enhancer

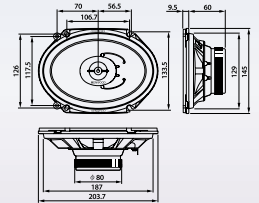
PEAK POWER

240w

- 2-way 2-speaker System
- 6" x 8" Injection P.P.Cone Woofer
- 30mm P.E.I. Balanced Dome Tweeter
- Image Enhancer (Patent of KENWOOD since 1987)

FORD

MAZDA



KFC-C5780ie



2-way Flush Mount Speaker System

image enhancer

PEAK POWER

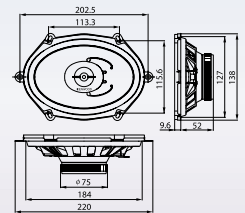
220w

- 2-way 2-speaker System
- 5" x 7" Injection P.P.Cone Woofer
- 30mm P.E.I. Balanced Dome Tweeter
- Image Enhancer (Patent of KENWOOD since 1987)

FIAT

FORD

MAZDA



KFC-820EC

Dash Board Speaker

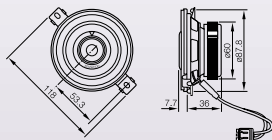
PEAK POWER

40w



- 2-way 2-speaker System
- 87mm Injection P.P. Cone Woofer
- 25mm P.P.T.A. Balanced Dome Tweeter

FIAT



KFC-4625C

2-way Flush Mount Speaker System

PEAK POWER

60w

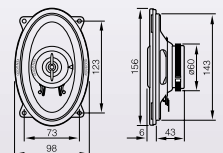


- 2-way 2-speaker System
- 4" x 6" Injection P.P. Cone Woofer
- 25mm P.P.T.A. Balanced Dome Tweeter

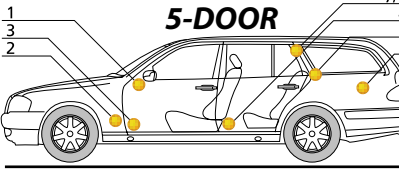
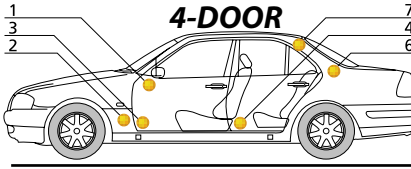
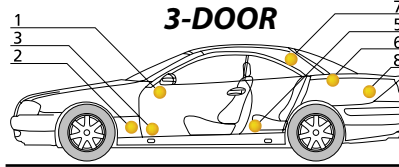
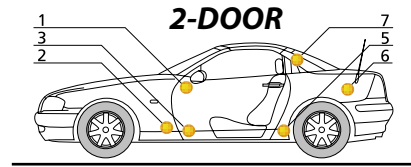
NISSAN

SEAT

VW



| Model | Type | Peak Power | Sensitivity | Frequency response | Magnet Weight | Mounting depth |
|-------------|-----------------|------------|-------------|--------------------|---------------|----------------|
| KFC-C6880ie | 2-way 2-Speaker | 240W | 92dB/W/m | 25Hz-25kHz | 230g | 60mm |
| KFC-C5780ie | 2-way 2-Speaker | 220W | 91dB/W/m | 30Hz-25kHz | 185g | 52mm |
| KFC-820EC | 2-way 2-Speaker | 40W | 90dB/W/m | 65Hz-22kHz | 100g | 36mm |
| KFC-4625C | 2-way 2-Speaker | 60W | 90dB/W/m | 50Hz-25kHz | 83g | 43mm |



POSITION

- 1: DUAL DASH
- 2: KICK PANEL
- 3: FRONT DOOR
- 4: REAR DOOR
- 5: REAR SEAT SIDE PANEL
- 6: REAR DECK
- 7: REAR SIDE PILLAR
- 8: REAR HATCH SIDE PANEL
- 9: OTHER LOCATION

ALFA ROMEO

| Car | Year | Position | Compo type | HQ-serie | 3-way | 2-way | Dual cone |
|-----------------|------------|----------|-------------|-------------|-------------|-----------|-----------|
| ALFA 145 3-door | 94/4-00/10 | 3 | KFC-P727EC* | | | KFC-1760C | KFC-1750C |
| | | 5 | KFC-P523EC* | | KFC-C1339ie | KFC-1360C | KFC-1350C |
| ALFA 146 5-door | 94/9-00/10 | 3 | KFC-P727EC* | | | KFC-1760C | KFC-1750C |
| ALFA 156 4-door | 97/9- | 3 | KFC-P727EC* | KFC-PSR177C | KFC-C1739ie | KFC-1760C | KFC-1750C |
| | | 4 | KFC-P727EC* | KFC-PSR177C | KFC-C1739ie | KFC-1760C | KFC-1750C |

AUDI

| Car | Year | Position | Compo type | HQ-serie | 3-way | 2-way | Dual cone |
|-----------|------------|----------|-------------|-------------|-------------|-----------|-----------|
| A3 3-door | 96/10-03/6 | 3*1 | KFC-523EC* | | KFC-C1339ie | KFC-1360C | KFC-1350C |
| | | | KFC-P727EC* | KFC-PSR177C | KFC-C1739ie | KFC-1760C | KFC-1750C |
| A3 3-door | 03/6- | 3*† | KFC-P727EC* | KFC-PSR177C | KFC-C1739ie | KFC-1760C | KFC-1750C |
| A3 5-door | 99/7-03/6 | 3*1 | KFC-523EC* | | KFC-C1339ie | KFC-1360C | KFC-1350C |
| | | 4*4 | KFC-P727EC* | KFC-PSR177C | KFC-C1739ie | KFC-1760C | KFC-1750C |
| A4 4-door | 95/9-01/10 | 3*2 | KFC-523EC* | KFC-PSR137C | KFC-C1339ie | KFC-1360C | KFC-1350C |
| | | 6*3 | KFC-P727EC* | KFC-PSR177C | KFC-C1739ie | KFC-1760C | KFC-1750C |
| | | 3*† | KFC-PSR177C | | KFC-C1739ie | KFC-1760C | KFC-1750C |
| | | 4*† | | KFC-PSR177C | KFC-C1739ie | KFC-1760C | KFC-1750C |
| A4 5-door | 95/9-01/10 | 3*2 | KFC-523EC* | KFC-PSR137C | KFC-C1339ie | KFC-1360C | KFC-1350C |
| A6 4-door | 97/7-04/10 | 3 | KFC-P727EC* | KFC-PSR177C | KFC-C1739ie | KFC-1760C | KFC-1750C |
| | | 4 | KFC-P727EC* | KFC-PSR177C | KFC-C1739ie | KFC-1760C | KFC-1750C |
| A8 4-door | 94/8-99/5 | 6 | KFC-P727EC* | KFC-PSR177C | KFC-C1739ie | KFC-1760C | KFC-1750C |
| TT 3-door | 98/10- | 3 | KFC-P727EC* | KFC-PSR177C | KFC-C1739ie | KFC-1760C | KFC-1750C |
| | | 5*3 | KFC-P727EC* | KFC-PSR177C | KFC-C1739ie | KFC-1760C | KFC-1750C |

BMW

| Car | Year | Position | Compo type | HQ-serie | 3-way | 2-way | Dual cone |
|-----------------------------|------------|----------|-------------|-------------|-------------|-----------|-----------|
| 3-SERIES 4-door | 91/12-98/4 | 2 | KFC-P523EC* | KFC-PSR137C | KFC-C1339ie | KFC-1360C | KFC-1350C |
| 3-SERIES COMPACT 3-door | 94/3-00/10 | 2 | KFC-P523EC* | KFC-PSR137C | KFC-C1339ie | KFC-1360C | KFC-1350C |
| 5-SERIES E46 station 3-door | 99/10-05/3 | 3*† | KFC-P523EC* | KFC-PSR137C | KFC-C1339ie | KFC-1360C | KFC-1350C |
| | | 9*† | | KFC-PSR137C | KFC-C1339ie | KFC-1360C | KFC-1350C |
| 5-SERIES 4-door | 88/1-95/12 | 2 | KFC-P523EC* | | | KFC-1360C | KFC-1350C |
| | | 6 | KFC-P523EC* | | | KFC-1360C | KFC-1350C |
| 5-SERIES 4-door | 96/1-03/7 | 3 | KFC-P523EC* | | KFC-C1339ie | KFC-1360C | KFC-1350C |
| | | 6 | KFC-P523EC* | | KFC-C1339ie | KFC-1360C | KFC-1350C |
| Z3 2-door | 96/3-03/5 | 2 | KFC-P523EC* | KFC-PSR137C | KFC-C1339ie | KFC-1360C | KFC-1350C |

CHRYSLER

| Car | Year | Position | Compo type | HQ-serie | 3-way | 2-way | Dual cone |
|-------------------|-----------|----------|-------------|-------------|-------------|------------|-------------|
| NEON 4-door | 94/9-03/9 | 3 | KFC-P727EC* | KFC-PSR177C | KFC-C1739ie | KFC-1760C | KFC-1750C |
| PT CRUISER 5-door | 00/7- | 3 | KFC-P727EC* | | KFC-C1739ie | KFC-1760C | KFC-1750C |
| | | 7 | KFC-P683C* | | KFC-C6889ie | KFC-6880ie | KFC-C5780ie |

CITROËN

| Car | Year | Position | Compo type | HQ-serie | 3-way | 2-way | Dual cone |
|------------------------------|------------|----------|-------------|-------------|-------------|-----------|-----------|
| C2 3-door | 03/12- | 3 | KFC-P727EC* | KFC-PSR177C | KFC-C1739ie | KFC-1760C | KFC-1750C |
| | | 5 | KFC-P523EC* | KFC-PSR137C | KFC-C1339ie | KFC-1360C | KFC-1350C |
| C3 5-door | 03/12- | 3 | KFC-P727EC* | KFC-PSR177C | KFC-C1739ie | KFC-1760C | KFC-1750C |
| | | 4 | KFC-P523EC* | KFC-PSR137C | KFC-C1339ie | KFC-1360C | KFC-1350C |
| SAXO 3-door | 96/5-03/11 | 3 | KFC-P523EC* | | KFC-C1339ie | KFC-1360C | KFC-1350C |
| | | 5 | | KFC-PSR108C | | KFC-1060C | KFC-1050C |
| SAXO 5-door | 96/5-03/11 | 3 | KFC-P523EC* | | KFC-C1339ie | KFC-1360C | KFC-1350C |
| | | 4 | | KFC-PSR108C | | KFC-1060C | KFC-1050C |
| XSARA 3-door | 97/9-00/10 | 1 | KFC-P727EC* | | | | |
| | | 3 | KFC-P727EC* | KFC-PSR177C | KFC-C1739ie | KFC-1760C | KFC-1750C |
| XSARA 5-door | 97/9-00/10 | 1 | KFC-P727EC* | | | | |
| | | 3 | KFC-P727EC* | KFC-PSR177C | KFC-C1739ie | KFC-1760C | KFC-1750C |
| | | 4 | KFC-P523EC* | KFC-PSR137C | KFC-C1339ie | KFC-1360C | KFC-1350C |
| XANTIA 5-door / Stationwagon | 92/3-01/9 | 1 | KFC-P727EC* | | | | |
| | | 3 | KFC-P727EC* | KFC-PSR177C | KFC-C1739ie | KFC-1760C | KFC-1750C |
| | | 4 | KFC-P523EC* | KFC-PSR137C | KFC-C1339ie | KFC-1360C | KFC-1350C |
| EVASION 5-door | 94/3-02/10 | 1 | KFC-P727EC* | | | | |
| | | 3 | KFC-P727EC* | KFC-PSR177C | KFC-C1739ie | KFC-1760C | KFC-1750C |
| | | 5 | | KFC-PSR177C | KFC-C1739ie | KFC-1760C | KFC-1750C |

Note: *:Tweeter of Compo type is installed on the surface.

*†:Use Aftermarket spacer (available at your local car audio dealer)

*1 - *9:Use KENWOOD Original Spacer.

DAEWOO

| Car | Year | Position | Compo type | HQ-serie | 3-way | 2-way | Dual cone |
|-----------------------------|------------|----------|-------------|-------------|-------------|-----------|-----------|
| MATIZ 5-door power windows | 98/7-05/5 | 3 | | KFC-PSR107C | | KFC-1022C | KFC-1012C |
| MATIZ 5-door manual windows | 98/7-05/5 | 3 | | KFC-PSR107C | | KFC-1022C | KFC-1012C |
| LANOS 3-door | 97/10-03/2 | 3 | | KFC-PSR108C | | KFC-1060C | KFC-1050C |
| LANOS 4-door | 97/10- | 3 | | | | KFC-1060C | KFC-1050C |
| LANOS 5-door | 97/10- | 3 | | | | KFC-1060C | KFC-1050C |
| NUBIRA Stationwagon 5-door | 97/8- | 8 | KFC-P523EC* | KFC-PSR137C | KFC-C1339ie | KFC-1360C | KFC-1350C |
| LEGANZA 4-door | 97/10- | 3 | KFC-P727EC* | KFC-PSR177C | KFC-C1739ie | KFC-1760C | KFC-1750C |

FIAT

| Car | Year | Position | Compo type | HQ-serie | 3-way | 2-way | Dual cone |
|------------------------|------------|----------|-------------|-------------|-------------|-------------|-------------|
| 500/CINQUECENTO 3-door | 92/4-98/3 | 1 | | | | KFC-1060C | KFC-1050C |
| PUNTO 3-door | 93/12-99/9 | 1 | | | | KFC-1060C | KFC-1050C |
| | | 8 | | KFC-PSR108C | | KFC-1060C | KFC-1050C |
| PUNTO 3/5-door | 99/9-03/6 | 3 | KFC-P727EC* | | | KFC-1760C | KFC-1750C |
| STILO 3-door | 01/10- | 3*† | | KFC-PSR177C | KFC-C1739ie | KFC-1760C | KFC-1750C |
| | | 5*† | | | KFC-C1739ie | KFC-1760C | KFC-1750C |
| SIENA HL 1,6L 4-door | 97/7- | 3 | KFC-P727EC* | | | KFC-1760C | KFC-1750C |
| | | 6 | KFC-P727EC* | | | KFC-1760C | KFC-1750C |
| MULTIPLA 5-door | 99/2- | 3 | KFC-P727EC* | | KFC-C1739ie | KFC-1760C | KFC-1750C |
| | | 4 | KFC-P683C* | | KFC-C6889ie | KFC-C6880ie | KFC-C5780ie |
| | | 4 | | | KFC-C6889ie | KFC-C6880ie | KFC-C5780ie |
| ULYSSE 5-door | 94/3-02/9 | 1 | KFC-P727EC* | | | | |
| | | 3 | KFC-P727EC* | KFC-PSR177C | KFC-C1739ie | KFC-1760C | KFC-1750C |
| | | 5 | | KFC-PSR177C | KFC-C1739ie | KFC-1760C | KFC-1750C |

FORD

| Car | Year | Position | Compo type | HQ-serie | 3-way | 2-way | Dual cone |
|----------------------------|-------------|----------|-------------|------------|-------------|-------------|-------------|
| FIESTA '02 5-door | 01/9- | 3 | KFC-P683C* | | KFC-C6889ie | KFC-C6880ie | KFC-C5780ie |
| | | 4 | KFC-P683C* | | KFC-C6889ie | KFC-C6880ie | KFC-C5780ie |
| FUSION MPV | 02/10- | 3 | KFC-P683C* | | KFC-C6889ie | KFC-C6880ie | KFC-C5780ie |
| | | 4 | KFC-P683C* | | KFC-C6889ie | KFC-C6880ie | KFC-C5780ie |
| FOCUS 5-door | 98/10-04/12 | 3 | KFC-P683C* | | KFC-C6889ie | KFC-C6880ie | KFC-C5780ie |
| | | 4 | KFC-P683C* | | KFC-C6889ie | KFC-C6880ie | KFC-C5780ie |
| MONDEO 4-door | 96/10-00/11 | 3 | KFC-P683C* | | KFC-C6889ie | KFC-C6880ie | KFC-C5780ie |
| | | 4 | KFC-P683C* | | KFC-C6889ie | KFC-C6880ie | KFC-C5780ie |
| MONDEO 5-door | 00/9-03/9 | 3 | KFC-P683C* | | KFC-C6889ie | KFC-C6880ie | KFC-C5780ie |
| | | 4 | KFC-P683C* | | KFC-C6889ie | KFC-C6880ie | KFC-C5780ie |
| MONDEO hatchback 5-door | 96/10-00/11 | 3 | KFC-P683C* | | KFC-C6889ie | KFC-C6880ie | KFC-C5780ie |
| | | 4 | KFC-P683C* | | KFC-C6889ie | KFC-C6880ie | KFC-C5780ie |
| MONDEO stationwagon 5-door | 96/10-00/11 | 3 | KFC-P683C* | | KFC-C6889ie | KFC-C6880ie | KFC-C5780ie |
| | | 4 | KFC-P683C* | | KFC-C6889ie | KFC-C6880ie | KFC-C5780ie |
| GALAXY MPV | 95/5-00/7 | 3 | KFC-P727EC* | | KFC-C1739ie | KFC-1760C | KFC-1750C |
| | | 4 | KFC-P727EC* | | KFC-1760C | KFC-1760C | KFC-1750C |
| COUGAR 2-door | 98/10-01/2 | 3 | KFC-P683C* | KFC0HQ688C | KFC-C6889ie | KFC-C6880ie | KFC-C5780ie |
| | | 4 | KFC-P683C* | KFC0HQ688C | KFC-C6889ie | KFC-C6880ie | KFC-C5780ie |

HONDA

| Car | Year | Position | Compo type | HQ-serie | 3-way | 2-way | Dual cone |
|--------------|-----------|----------|-------------|-------------|-------------|-----------|-----------|
| CIVIC 5-door | 95/1-01/5 | 8 | KFC-P523EC* | KFC-PSR137C | KFC-C1339ie | KFC-1360C | KFC-1350C |

HYUNDAI

| Car | Year | Position | Compo type | HQ-serie | 3-way | 2-way | Dual cone |
|--------------|-----------|----------|------------|----------|-------------|-----------|-----------|
| COUPE 3-door | 97/1-99/9 | 3* | | | KFC-C1739ie | KFC-1760C | KFC-1750C |

KIA

| Car | Year | Position | Compo type | HQ-serie | 3-way | 2-way | Dual cone |
|--------------|-------|----------|------------|-------------|-------------|-----------|-----------|
| JOICE 5-door | 00/1- | 3 | | KFC-PSR173C | KFC-C1339ie | KFC-1360C | KFC-1350C |

LADA

| Car | Year | Position | Compo type | HQ-serie | 3-way | 2-way | Dual cone |
|-------------------|------------|----------|-------------|-------------|-------------|-----------|-----------|
| 2104 5-door | 81/1-97/12 | 8 | KFC-P523EC* | KFC-PSR137C | KFC-C1339ie | KFC-1360C | KFC-1350C |
| 2110 4-door | 97/4- | 3 | KFC-P523EC* | | | KFC-1360C | KFC-1350C |
| 21099 4-door | 93/1-95/12 | 6 | KFC-P523EC* | KFC-PSR137C | KFC-C1339ie | KFC-1360C | KFC-1350C |
| 2108/21083 3-door | 95/1- | 8 | KFC-P523EC* | KFC-PSR137C | KFC-C1339ie | KFC-1360C | KFC-1350C |
| NIVA 3-door | 93/1- | 8 | KFC-P523EC | KFC-PSR137C | KFC-C1339ie | KFC-1360C | KFC-1350C |

LANCIA

| Car | Year | Position | Compo type | HQ-serie | 3-way | 2-way | Dual cone |
|-------------------|------------|----------|-------------|-------------|-------------|-----------|-----------|
| Y10 3-door | 85/6-92/9 | 3 | | | KFC-1060C | KFC-1050C | |
| Y*PYSILON* 3-door | 96/1-03/11 | 3 | KFC-P727EC* | KFC-PSR177C | KFC-C1739ie | KFC-1760C | KFC-1750C |
| DEDRA 5-door | 94/9-99/7 | 1 | | | | KFC-1060C | KFC-1050C |
| | | 9 | | KFC-PSR177C | KFC-C1739ie | KFC-1760C | KFC-1750C |
| Z(ZETA) 5-door | 94/3-02/7 | 1 | KFC-P727EC | | | | |
| | | 3 | KFC-P727EC | KFC-PSR177C | KFC-C1739ie | KFC-1760C | KFC-1750C |
| | | 5 | | KFC-PSR177C | KFC-C1739ie | KFC-1760C | KFC-1750C |

MAZDA

| Car | Year | Position | Compo type | HQ-serie | 3-way | 2-way | Dual cone |
|-------------------------|------------|----------|-------------|----------|-------------|-------------|-------------|
| 323F 5-door | 94/10-98/8 | 3 | | | | KFC-C5780ie | |
| 323 4-door | 89/9-94/10 | 1 | | | | KFC-1022C | KFC-1012C |
| | 98/8-01/2 | 3 | KFC-P683C* | | KFC-C6889ie | KFC-C6880ie | |
| | | 4 | KFC-P727EC* | | KFC-1760C | | KFC-1750C |
| 323 Fastbreak 5-door | 98/8-01/2 | 3 | KFC-P683C* | | KFC-C6889ie | KFC-C6880ie | |
| | | 4 | | | | KFC-C5780ie | |
| | | 4 | KFC-P727EC* | | KFC-1760C | | KFC-1750C |
| 626 4-door | 92/1-98/9 | 3 | KFC-P683C* | | KFC-C6889ie | KFC-C6880ie | |
| | | 6 | | | | KFC-C5780ie | |
| | | 6 | KFC-P683C* | | KFC-C6889ie | KFC-C6880ie | |
| | 98/9-02/5 | 3 | | | | KFC-C5780ie | KFC-C6880ie |
| | | 4 | KFC-P683C* | | KFC-C6889ie | KFC-C6880ie | |
| | | 4 | | | | KFC-C5780ie | |
| 626 5-door | 92/1-98/9 | 3 | KFC-P683C* | | KFC-C6889ie | KFC-C6880ie | |
| | | 8 | | | | KFC-C5780ie | |
| | | 8 | KFC-P683C* | | KFC-C6889ie | KFC-C6880ie | |
| 626 Hatchback 5-door | 98/9-02/5 | 3 | KFC-P683C* | | KFC-C6889ie | KFC-C6880ie | |
| | | 4 | | | | KFC-C5780ie | |
| | | 4 | KFC-P683C* | | KFC-C6889ie | KFC-C6880ie | |
| | | 4 | | | | KFC-C5780ie | |
| 626 Stationwagon 5-door | 98/9-02/5 | 3 | KFC-P683C* | | KFC-C6889ie | KFC-C6880ie | |
| | | 4 | | | | KFC-C5780ie | |
| | | 4 | KFC-P683C* | | KFC-C6889ie | KFC-C6880ie | |
| | | 4 | | | | KFC-C5780ie | |
| PREMACY MPV | 99/6- | 3 | KFC-P683C* | | KFC-C6889ie | KFC-C6880ie | |
| | | 3 | | | | KFC-C5780ie | |
| DEMIO MPV 5-door | 98/8-03/5 | 3 | KFC-P727EC* | | | KFC-1760C | KFC-1750C |
| | | 4 | KFC-P727EC* | | | KFC-1760C | KFC-1750C |

MERCEDES

| Car | Year | Position | Compo type | HQ-serie | 3-way | 2-way | Dual cone |
|---------------------|-----------|----------|------------|-------------|-------------|-----------|-----------|
| A-CLASS/W168 5-door | 97/10- | 3* | KFC-P727EC | | | | |
| | | 4* | KFC-P727EC | | | | |
| C-CLASS 4-door | 00/3- | 3* | KFC-P724EC | KFC-PSR177C | KFC-C1739ie | KFC-1760C | KFC-1750C |
| | | 4* | | KFC-PSR137C | KFC-C1339ie | KFC-1360C | KFC-1350C |
| E-CLASS/W211 4-door | 02/3- | 3* | | KFC-PSR177C | KFC-C1739ie | KFC-1760C | KFC-1750C |
| | | 4* | | KFC-PSR177C | KFC-C1739ie | KFC-1760C | KFC-1750C |
| VITO/V-CLASS MPV | 96/9-03/9 | 1 | | KFC-PSR107C | | KFC-1022C | KFC-1012C |

MITSUBISHI

| Car | Year | Position | Compo type | HQ-serie | 3-way | 2-way | Dual cone |
|------------------|-----------|----------|------------|-------------|-------------|-----------|-----------|
| CARISMA 4-door | 96/10- | 6* | | | KFC-C1739ie | KFC-1760C | KFC-1750C |
| CARISMA 5-door | 95/6-99/5 | 8* | | | KFC-C1739ie | KFC-1760C | KFC-1750C |
| | 99/5- | 1 | | | | KFC-1060C | KFC-1050C |
| | | | | | | KFC-1022C | KFC-1012C |
| SPACESTAR 5-door | 98/9-02/9 | 4* | | KFC-PSR177C | KFC-C1739ie | KFC-1760C | KFC-1750C |

NISSAN

| Car | Year | Position | Compo type | HQ-serie | 3-way | 2-way | Dual cone |
|-------------------|------------|----------|-------------|-------------|-------------|------------|-----------|
| ALMERA 4-door | 95/10-00/4 | 6 | KFC-P727EC* | KFC-PSR177C | KFC-C1739ie | KFC-1760C | KFC-1750C |
| PRIMERA 4-door | 91/9-96/9 | 3 | | KFC-PSR467C | | KFC-4625C | |
| | | 6 | KFC-P727EC* | | KFC-C1739ie | KFC-1760C | KFC-1750C |
| PRIMERA 5-door | 96/9-02/4 | 3* | | | KFC-C1739ie | KFC-1760C | KFC-1750C |
| MAXIMA QX 4-door | 95/9- | 3* | | KFC-PSR177C | KFC-C1739ie | KFC-1760C | KFC-1750C |
| | | 6* | | KFC-PSR177C | KFC-C1739ie | KFC-1760C | KFC-1750C |
| TERRANO II 3-door | 94/8- | 5 | | KFC-PSR467C | | KFC-4625C* | |

Note: *.Tweeter of Compo type is installed on the surface.

*†:Use Aftermarket spacer (available at your local car audio dealer)

*1 - *9:Use KENWOOD Original Spacer.

OPEL

| Car | Year | Position | Compo type | HQ-serie | 3-way | 2-way | Dual cone |
|------------------------------|---------------|----------|-------------|-------------|-------------|-------------|-----------|
| CORSA 3-door | 82/10-90/8 | 8 | | | | KFC-1060C | KFC-1050C |
| | 93/4-00/10 | 3*5 | KFC-P523EC* | KFC-PSR137C | KFC-C1339ie | KFC-1360C | KFC-1350C |
| | 00/10- | 3 | KFC-P727EC | | | | |
| | | 3*† | KFC-P727EC | KFC-PSR177C | KFC-C1739ie | KFC-1760C | KFC-1750C |
| | | 8*† | | KFC-PSR137C | KFC-C1339ie | KFC-1360C | KFC-1350C |
| MERIVA 5-door | 03/6- | 3*5 | KFC-P523EC | KFC-PSR137C | KFC-C1339ie | KFC-1360C | KFC-1350C |
| | | 3*† | KFC-P727EC | KFC-PSR177C | KFC-C1739ie | KFC-1760C | KFC-1750C |
| | | 4*5 | KFC-P523EC | KFC-PSR137C | KFC-C1339ie | KFC-1360C | KFC-1350C |
| | | 4*† | KFC-P727EC | KFC-PSR177C | KFC-C1739ie | KFC-1760C | KFC-1750C |
| ASTRA 5-door | 91/10-98/3 | 8 | KFC-P523EC* | KFC-PSR137C | KFC-C1339ie | KFC-1360C | KFC-1350C |
| ASTRA II 2/3/4/5-door | 98/4-04/4 | 3*† | KFC-P727EC* | | | | |
| ASTRA II STATIONWAGON 5-door | 98/4-04/113*† | 3 | KFC-P727EC* | | | | |
| ZAFIRA 5-door | 99/5-05/6 | 3 | KFC-P727EC | | | | |
| ASTRA(H) 5-door | 04/4- | 3*† | KFC-P727EC | KFC-PSR177C | KFC-C1739ie | KFC-1760C | KFC-1750C |
| ZAFIRA 5-door | 99/5-05/6 | 3*† | KFC-P727EC | | | KFC-C1339ie | KFC-1360C |
| | | 4*† | | | | KFC-1360C | KFC-1350C |
| VECTRA 4-door | 93/1-95/11 | 3*† | KFC-P727EC | | | | |
| | 95/11-02/3 | 3*† | KFC-P727EC | | | | |
| | 02/5- | 4*† | KFC-P727EC* | KFC-PSR177C | KFC-C1739ie | KFC-1760C | KFC-1750C |
| VECTRA 5-door | 95/11-02/3 | 3*† | KFC-P727EC | | | | |
| VECTRA Stationwagon 5-door | 96/11-02/3 | 3*† | KFC-P727EC | | | | |
| FRONTERA 3/5-door | 91/6- | 1 | | | | KFC-1060C | KFC-1050C |
| OMEGA 4-door | 94/4-99/9 | 3*† | KFC-P727EC | | | | |

PEUGEOT

| Car | Year | Position | Compo type | HQ-serie | 3-way | 2-way | Dual cone |
|-----------------------------|-------------|----------|-------------|-------------|-------------|-----------|-----------|
| 106 XN/XR 3-door | 91/10-03/10 | 3 | KFC-S23EC* | KFC-PSR137C | KFC-C1339ie | KFC-1360C | KFC-1350C |
| 206 3-door | 98/9- | 3 | KFC-P727EC* | | KFC-C1739ie | KFC-1760C | KFC-1750C |
| | | 5 | KFC-S23EC* | KFC-PSR137C | KFC-C1339ie | KFC-1360C | KFC-1350C |
| 206 5-door | 98/9- | 3 | KFC-P727EC* | | KFC-C1739ie | KFC-1760C | KFC-1750C |
| | | 4 | KFC-S23EC* | KFC-PSR137C | KFC-C1339ie | KFC-1360C | KFC-1350C |
| 206 SW 5-door | 02/1- | 3 | KFC-P727EC* | | | KFC-1760C | KFC-1750C |
| | | 4 | | KFC-PSR137C | KFC-C1339ie | KFC-1360C | KFC-1350C |
| 206 CC 2-door | 01/1- | 3 | | | | KFC-1760C | KFC-1750C |
| | | 5 | | KFC-PSR107C | | KFC-1022C | KFC-1012C |
| 306 CABRIO 2-door | 97/3-02/2 | 3 | KFC-P727EC* | | | KFC-1760C | KFC-1750C |
| 306 3-door | 93/1-97/3 | 3 | KFC-P727EC* | | | KFC-1760C | KFC-1750C |
| | 97/3- | 3 | KFC-P727EC* | | | KFC-1760C | KFC-1750C |
| 306 SEDAN 4-door | 97/3-02/2 | 3 | KFC-P727EC* | | | KFC-1760C | KFC-1750C |
| 306 5-door | 97/3-00/2 | 3 | KFC-P727EC* | | | KFC-1760C | KFC-1750C |
| 306 Stationwagon 5-door | 97/3-00/2 | 3 | KFC-P727EC* | | | KFC-1760C | KFC-1750C |
| 307 SW 5-DOOR | 02/3- | 1 | | | | | |
| | | 3 | | KFC-PSR177C | KFC-C1739ie | KFC-1760C | KFC-1750C |
| 405 4/5-door Stationwagon | 92/6-95/9 | 1 | KFC-P727EC | | | | |
| | | 3 | KFC-P727EC | | | KFC-1760C | KFC-1750C |
| 406 2/4/5-door Stationwagon | 95/9-04/9 | 1 | KFC-P727EC | | | | |
| | | 3 | KFC-P727EC | KFC-PSR177C | KFC-C1739ie | KFC-1760C | KFC-1750C |
| 806 5-door | 94/3-02/8 | 1 | KFC-P727EC | | | | |
| | | 3 | KFC-P727EC | KFC-PSR177C | KFC-C1739ie | KFC-1760C | KFC-1750C |
| | | 5 | KFC-P727EC* | KFC-PSR177C | KFC-C1739ie | KFC-1760C | KFC-1750C |

RENAULT

| Car | Year | Position | Compo type | HQ-serie | 3-way | 2-way | Dual cone |
|----------------------|-------------|----------|-------------|---------------|-------------|-----------|-----------|
| TWINGO 3-door | 93/10-98/10 | 1*6 | | KFC-PSR108C | | KFC-1060C | KFC-1050C |
| CLIO 3-door | 90/5-98/2 | 1 | | | | KFC-1060C | KFC-1050C |
| | | 8 | | KFC-PSR108C | | KFC-1060C | KFC-1050C |
| CLIO RT 1.4 5-door | 90/5-98/2 | 1 | | | | KFC-1060C | KFC-1050C |
| | | 8 | | KFC-PSR108C | | KFC-1060C | KFC-1050C |
| CLIO II 3-door | 98/2- | 3 | KFC-P523EC* | KFC-PSR137C | KFC-C1339ie | KFC-1360C | KFC-1350C |
| | | 5 | KFC-P523EC* | KFC-PSR137C | KFC-C1339ie | KFC-1360C | KFC-1350C |
| CLIO II 5-door | 98/2- | 3 | KFC-P523EC* | KFC-PSR137C | KFC-C1339ie | KFC-1360C | KFC-1350C |
| KANGOO 3/4/5/MPV | 97/11- | 1 | | KFC-PSR108C | | KFC-1060C | KFC-1050C |
| | | 8 | | KFC-PSR108C | | KFC-1060C | KFC-1050C |
| MÉGANE Cabrio 2-door | 96/1-02/10 | 3 | KFC-P727EC | KFC-PSR177C | KFC-C1739ie | KFC-1760C | KFC-1750C |
| | | 3 | KFC-P523EC | KFC-PSR137C | KFC-C1339ie | KFC-1360C | KFC-1350C |
| MÉGANE 3-door | 96/1-02/10 | 1 | KFC-P727EC | | | | |
| | | 3 | KFC-P727EC | KFC-PSR177C | KFC-C1739ie | KFC-1760C | KFC-1750C |
| | | 6 | KFC-P523EC | KFC-PSR137C | KFC-C1339ie | KFC-1360C | KFC-1350C |
| | 02/10- | 3 | | KFC-PSR137C | KFC-C1339ie | KFC-1360C | KFC-1350C |
| | | 5 | | KFC-PSR137C</ | | | |

DVD-Receivers / In-dash Monitor

RENAULT

| Car | Year | Position | Compo type | HQ-serie | 3-way | 2-way | Dual cone |
|----------------------------|-----------|----------|-------------|-------------|-------------|-----------|-----------|
| LAGUNA 5-door Stationwagon | 94/1-01/3 | 1 | KFC-P727EC | | | | |
| | | 3 | KFC-P727EC | KFC-PSR177C | KFC-C1739ie | KFC-1760C | KFC-1750C |
| | | 7 | KFC-P727EC* | KFC-PSR177C | KFC-C1739ie | KFC-1760C | KFC-1750C |
| ESPACE 5-door | 91/5-97/1 | 1 | KFC-P727EC | KFC-PSR177C | KFC-C1739ie | KFC-1760C | KFC-1750C |
| | | 4 | KFC-P727EC* | KFC-PSR177C | KFC-C1739ie | KFC-1760C | KFC-1750C |
| SAFRANE 5-door | 92/3-96/7 | 1 | KFC-P727EC | KFC-PSR177C | KFC-C1739ie | KFC-1760C | KFC-1750C |
| | | 3 | KFC-P727EC | KFC-PSR177C | KFC-C1739ie | KFC-1760C | KFC-1750C |
| | | 4 | KFC-P727EC | KFC-PSR177C | KFC-C1739ie | KFC-1760C | KFC-1750C |

ROVER

| Car | Year | Position | Compo type | HQ-serie | 3-way | 2-way | Dual cone |
|------------|------------|----------|-------------|-------------|-------------|-----------|-----------|
| 200 5-door | 89/8-99/12 | 3 | KFC-P727EC* | KFC-PSR137C | KFC-C1339ie | KFC-1360C | KFC-1350C |
| | | 8 | KFC-P523EC* | KFC-PSR137C | KFC-C1339ie | KFC-1360C | KFC-1350C |

SAAB

| Car | Year | Position | Compo type | HQ-serie | 3-way | 2-way | Dual cone |
|------------|-------|----------|-------------|-------------|-------------|-----------|-----------|
| 9-5 5-door | 99/2- | 3 | KFC-P727EC* | KFC-PSR177C | KFC-C1739ie | KFC-1760C | KFC-1750C |

SEAT

| Car | Year | Position | Compo type | HQ-serie | 3-way | 2-way | Dual cone |
|------------------------|-------------|----------|-------------|-------------|-------------|-----------|-----------|
| AROSA 3-door | 97/5- | 1 | | KFC-PSR107C | | KFC-1022C | KFC-1012C |
| | | 3*9 | KFC-P727EC* | KFC-PSR177C | KFC-C1739ie | KFC-1760C | KFC-1750C |
| IBIZA 5-door | 89/1-93/4 | 3 | KFC-P523EC* | KFC-PSR137C | KFC-C1339ie | KFC-1360C | KFC-1350C |
| | | 8 | | KFC-PSR108C | | KFC-1060C | KFC-1050C |
| IBIZA 3/5-door | 93/5-99/10 | 1 | | KFC-PSR107C | | KFC-1022C | KFC-1012C |
| | | 3 | KFC-P727EC* | KFC-PSR177C | KFC-C1739ie | KFC-1760C | KFC-1750C |
| | | 8 | | KFC-PSR467C | | KFC-4625C | |
| LEON 5-door | 00/4-05/9 | 3*8 | | KFC-PSR177C | KFC-C1739ie | KFC-1760C | KFC-1750C |
| | | 4*8 | KFC-P727EC | KFC-PSR177C | KFC-C1739ie | KFC-1760C | KFC-1750C |
| | | 8 | | KFC-PSR107C | | KFC-1022C | KFC-1012C |
| CORDOBA SX 2-door | 96/4-99/10 | 1 | | KFC-PSR107C | | KFC-1022C | KFC-1012C |
| | | 3 | KFC-P727EC* | KFC-PSR177C | KFC-C1739ie | KFC-1760C | KFC-1750C |
| | | 6 | | KFC-PSR467C | | KFC-4625C | |
| CORDOBA 4-door | 93/12-99/10 | 1 | | KFC-PSR107C | | KFC-1022C | KFC-1012C |
| | | 3 | KFC-P727EC* | KFC-PSR177C | KFC-C1739ie | KFC-1760C | KFC-1750C |
| | | 6 | | KFC-PSR467C | | KFC-4625C | |
| CORDOBA VARIANT 5-door | 97/11-99/10 | 3 | KFC-P727EC* | KFC-PSR177C | KFC-C1739ie | KFC-1760C | KFC-1750C |
| | | 4*8 | | KFC-PSR177C | KFC-C1739ie | KFC-1760C | KFC-1750C |
| | | 4*9 | KFC-P727EC | KFC-PSR177C | KFC-C1739ie | KFC-1760C | KFC-1750C |
| ALTEA 5-door | 04/6- | 3*9 | | KFC-PSR177C | KFC-C1739ie | KFC-1760C | KFC-1750C |
| | | 4*9 | KFC-P727EC | KFC-PSR177C | KFC-C1739ie | KFC-1760C | KFC-1750C |
| TOLEDO 4-door | 99/2-04/9 | 3*9 | KFC-P727EC | KFC-PSR177C | KFC-C1739ie | KFC-1760C | KFC-1750C |
| | | 4*9 | KFC-P727EC | KFC-PSR177C | KFC-C1739ie | KFC-1760C | KFC-1750C |
| TOLEDO 5-door | 91/5-99/2 | 1 | | | | | KFC-835C |
| | | 8 | | KFC-PSR467C | | KFC-4625C | |
| | | 3*9 | KFC-P727EC | KFC-PSR177C | KFC-C1739ie | KFC-1760C | KFC-1750C |
| ALHAMBRA MPV | 95/5- | 3 | KFC-P727EC* | KFC-PSR177C | KFC-C1739ie | KFC-1760C | KFC-1750C |
| | | 4 | KFC-P727EC* | KFC-PSR177C | KFC-C1739ie | KFC-1760C | KFC-1750C |
| | | 4*9 | KFC-P727EC | KFC-PSR177C | KFC-C1739ie | KFC-1760C | KFC-1750C |

SKODA

| Car | Year | Position | Compo type | HQ-serie | 3-way | 2-way | Dual cone |
|----------------|-----------|----------|-------------|-------------|-------------|-----------|-----------|
| FELICIA 5-door | 95/2-98/3 | 3 | KFC-P523EC* | | KFC-C1339ie | KFC-1360C | KFC-1350C |
| OCTAVIA 5-door | 97/2-04/5 | 3 | KFC-P727EC* | | | KFC-1760C | KFC-1750C |
| | | 8 | KFC-P523EC* | KFC-PSR137C | KFC-C1339ie | KFC-1360C | KFC-1350C |

SUZUKI

| Car | Year | Position | Compo type | HQ-serie | 3-way | 2-way | Dual cone |
|---------------------|-------------|----------|------------|-------------|-------------|-----------|-----------|
| SWIFT CABRIO 2-door | 92/1-95/1 | 1 | | KFC-PSR108C | | KFC-1060C | KFC-1050C |
| | | 9 | | KFC-PSR108C | | KFC-1060C | KFC-1050C |
| SWIFT 3/5-door | 91/12-02/12 | 1 | | KFC-PSR108C | | KFC-1060C | KFC-1050C |
| | | 8*† | | | | | KFC-835C |
| SWIFT 5-door | 05/3- | 3*† | KFC-P727EC | KFC-PSR177C | KFC-C1739ie | KFC-1760C | KFC-1750C |
| | | 4*† | | KFC-PSR177C | KFC-C1739ie | KFC-1760C | KFC-1750C |

TOYOTA

| Car | Year | Position | Compo type | HQ-serie | 3-way | 2-way | Dual cone |
|----------------|-----------|----------|------------|-------------|-------------|-----------|-----------|
| COROLLA 5-door | 02/1-05/4 | 3*† | | KFC-PSR177C | KFC-C1739ie | KFC-1760C | KFC-1750C |

VOLVO

| Car | Year | Position | Compo type | HQ-serie | 3-way | 2-way | Dual cone |
|------------|-----------|----------|-------------|-------------|-------------|-------------|-----------|
| S40 4-door | 96/3-04/5 | 1 | | KFC-PSR107C | | KFC-1022C | KFC-1012C |
| | | 3 | KFC-P523EC* | | | KFC-C1339ie | KFC-1360C |
| | | 6 | KFC-P523EC* | KFC-PSR137C | KFC-C1339ie | KFC-1360C | KFC-1350C |
| V40 4-door | 96/3-04/5 | 1 | | KFC-PSR107C | | KFC-1022C | KFC-1012C |
| | | 3 | KFC-P523EC* | | | KFC-C1339ie | KFC-1360C |
| | | 7 | KFC-P523EC* | | | KFC-C1339ie | KFC-1360C |

VW

| Car | Year | Position | Compo type | HQ-serie | 3-way | 2-way | Dual cone |
|------------------------|-------------|----------|-------------|-------------|-------------|-------------|-----------|
| FOX 3-door | 05/6- | 3*9 | KFC-P727EC* | KFC-PSR177C | KFC-C1739ie | KFC-1760C | KFC-1750C |
| | | 5*9 | KFC-P727EC* | KFC-PSR177C | KFC-C1739ie | KFC-1760C | KFC-1750C |
| LUPO 3-door | 98/10- | 3*9 | KFC-P727EC* | KFC-PSR177C | KFC-C1739ie | KFC-1760C | KFC-1750C |
| POLO 3/5-door | 94/10-99/11 | 1 | | KFC-PSR107C | | KFC-1022C | KFC-1012C |
| | | 3 | KFC-P727EC* | KFC-PSR177C | KFC-C1739ie | KFC-1760C | KFC-1750C |
| | | 6 | | | | | KFC-4625C |
| POLO VARIANT 5-door | 97/11-01/11 | 3 | KFC-P727EC* | KFC-PSR177C | KFC-C1739ie | KFC-1760C | KFC-1750C |
| POLO CLASSIC 4-door | 96/3-02/1 | 1 | | KFC-PSR107C | | KFC-1022C | KFC-1012C |
| | | 3 | KFC-P727EC* | KFC-PSR177C | KFC-C1739ie | KFC-1760C | KFC-1750C |
| | | 6 | | | | | KFC-4625C |
| POLO 3-door | 99/11-02/1 | 3 | KFC-P727EC | KFC-PSR177C | KFC-C1739ie | KFC-1760C | KFC-1750C |
| | | 3*9 | | KFC-PSR177C | KFC-C1739ie | KFC-1760C | KFC-1750C |
| GOLF CABRIO 2-door | 93/9- | 1 | | KFC-PSR107C | | KFC-1022C | KFC-1012C |
| GOLF IV 3-door | 97/9-03/12 | 3*8 | KFC-P727EC* | KFC-PSR177C | KFC-C1739ie | KFC-1760C | KFC-1750C |
| | | 3*8 | KFC-P727EC | KFC-PSR177C | KFC-C1739ie | KFC-1760C | KFC-1750C |
| GOLF IV 5-door | 97/9-03/12 | 3*8 | KFC-P727EC | KFC-PSR177C | KFC-C1739ie | KFC-1760C | KFC-1750C |
| | | 4*8 | KFC-P727EC | KFC-PSR177C | KFC-C1739ie | KFC-1760C | KFC-1750C |
| GOLF IV VARIANT 5-door | 99/7- | 3*8 | KFC-P727EC | KFC-PSR177C | KFC-C1739ie | KFC-1760C | KFC-1750C |
| | | 4*8 | KFC-P727EC | KFC-PSR177C | KFC-C1739ie | KFC-1760C | KFC-1750C |
| GOLF V 5-door | 03/12- | 4*9 | | KFC-PSR177C | KFC-C1739ie | KFC-1760C | KFC-1750C |
| | | 3*8 | KFC-P727EC | KFC-PSR177C | KFC-C1739ie | KFC-1760C | KFC-1750C |
| BORA 4-door | 98/11-05/12 | 3*8 | KFC-P727EC | KFC-PSR177C | KFC-C1739ie | KFC-1760C | KFC-1750C |
| | | 4*8 | KFC-P727EC | KFC-PSR177C | KFC-C1739ie | KFC-1760C | KFC-1750C |
| BORA VARIANT 5-door | 99/7-05/12 | 3*8 | KFC-P727EC | KFC-PSR177C | KFC-C1739ie | KFC-1760C | KFC-1750C |
| | | 4*8 | KFC-P727EC | KFC-PSR177C | KFC-C1739ie | KFC-1760C | KFC-1750C |
| BEETLE 3-door | 98/11- | 3*9 | KFC-P727EC | KFC-PSR177C | KFC-C1739ie | KFC-1760C | KFC-1750C |
| | | 5*8 | KFC-P727EC* | KFC-PSR177C | KFC-C1739ie | KFC-1760C | KFC-1750C |
| PASSAT 4-door | 96/7-00/11 | 3*8 | KFC-P727EC | KFC-PSR177C | KFC-C1739ie | KFC-1760C | KFC-1750C |
| | | 4*8 | KFC-P727EC | KFC-PSR177C | KFC-C1739ie | KFC-1760C | KFC-1750C |
| | | 4*8 | KFC-P727EC | KFC-PSR177C | KFC-C1739ie | KFC-1760C | KFC-1750C |
| | | 4*8 | KFC-P727EC | KFC-PSR177C | KFC-C1739ie | KFC-1760C | KFC-1750C |
| PASSAT VARIANT 5-door | 97/6-00/11 | 3*8 | KFC-P727EC | KFC-PSR177C | KFC-C1739ie | KFC-1760C | KFC-1750C |
| | | 4*8 | KFC-P727EC | KFC-PSR177C | KFC-C1739ie | KFC-1760C | KFC-1750C |
| | | 3*8 | KFC-P727EC | KFC-PSR177C | KFC-C1739ie | KFC-1760C | KFC-1750C |
| | | 4*8 | KFC-P727EC | KFC-PSR177C | KFC-C1739ie | KFC-1760C | KFC-1750C |
| TOURAN 5-door/MPV | 03/10- | 4*9 | KFC-P727EC | KFC-PSR177C | KFC-C1739ie | KFC-1760C | KFC-1750C |
| | | 3*8 | KFC-P727EC* | KFC-PSR177C | KFC-C1739ie | KFC-1760C | KFC-1750C |
| TRANSPORTER 4-door | 95/5-00/7 | 3 | KFC-P727EC* | | | KFC-C1739ie | KFC-1760C |
| | | 4 | KFC-P727EC* | | | | KFC-1760C |
| | | 3 | KFC-P727EC | | | | KFC-1760C |
| | | 4 | KFC-P727EC | | | | KFC-1760C |

Note: *†: Tweeter of Compo type is installed on the surface.

*†: Use Aftermarket spacer (available at your local car audio dealer)

*1 - *9: Use KENWOOD Original Spacer.

KENWOOD Original Spacer



EKA-A01
AUDI A3
(POSITION 3)



EKA-A02
AUDI A4
(POSITION 3)



EKA-A03
AUDI A4
AUDI TT
(POSITION 5/6)



EKA-A04
AUDI A3
(POSITION 4/5)



EKO-C01
OPEL CORSA
OPEL MERIVA
(POSITION 3/4)



EKR-T01
RENAULT
TWINGO
(POSITION 1)



EKR-L01
RENAULT
LAGUNA
(POSITION 8)



EKV-P01
SEAT LEON
VW GOLF IV
VW BORA
VW BEETLE
VW PASSAT
VW TRANSPORTER
(POSITION 3/4)



EKV-P02
SEAT AROSA
SEAT LEON
SEAT TOLEDO
VW FOX
VW LUPO
VW POLO
VW GOLF V
VW BEETLE
VW TOURAN
(POSITION 3/4/5)