

KENWOOD

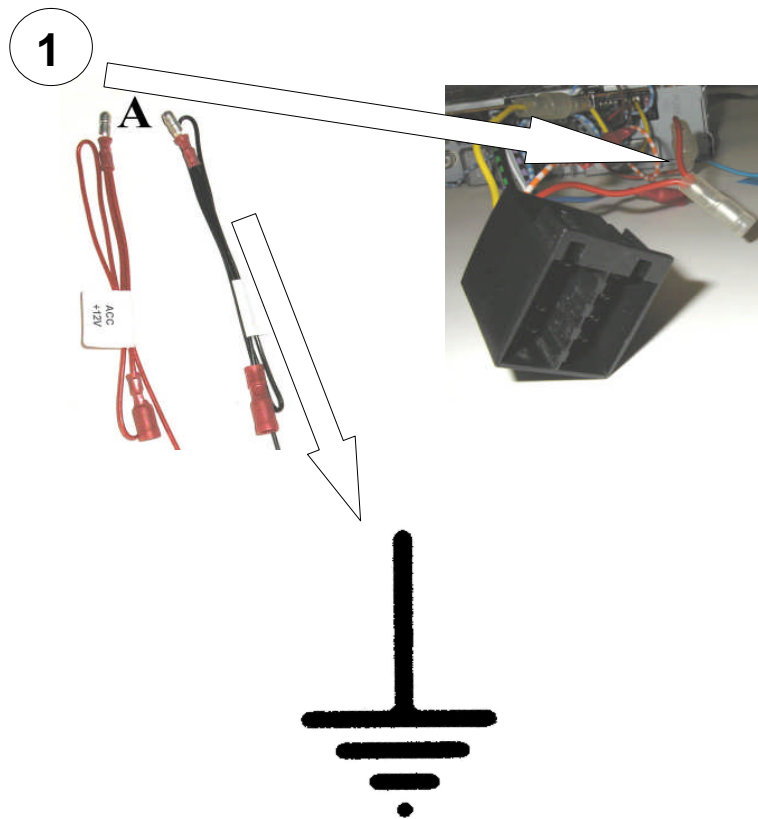
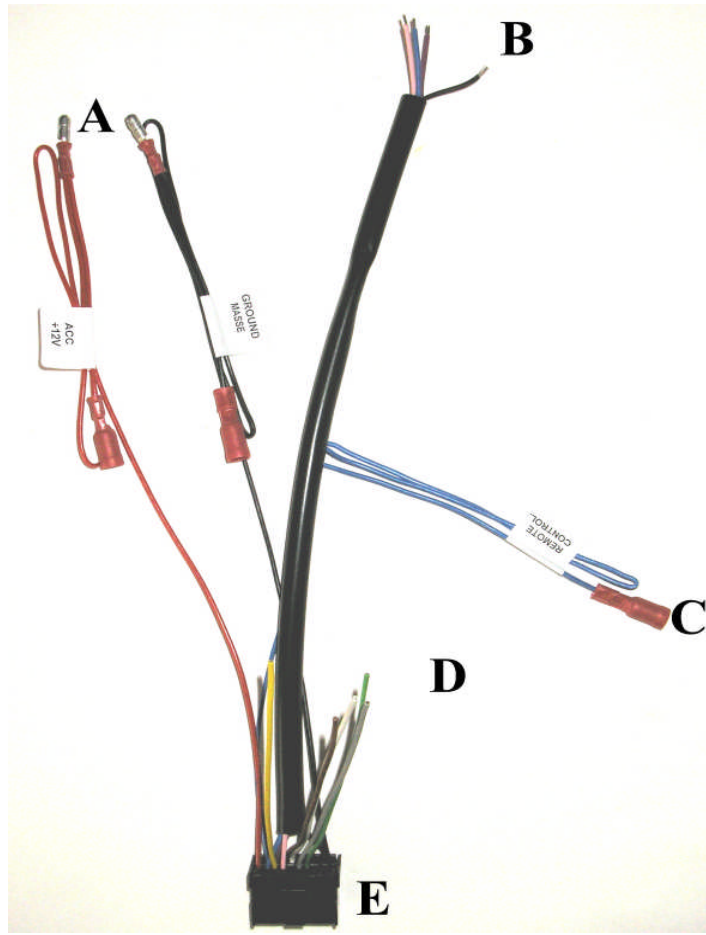
Steering Wheel Remote Control Adaptor

CAW-RL2000 & CAW-DY2999

Universal cable for CAW-RL2000

Check for latest updates on:

www.kenwood.eu



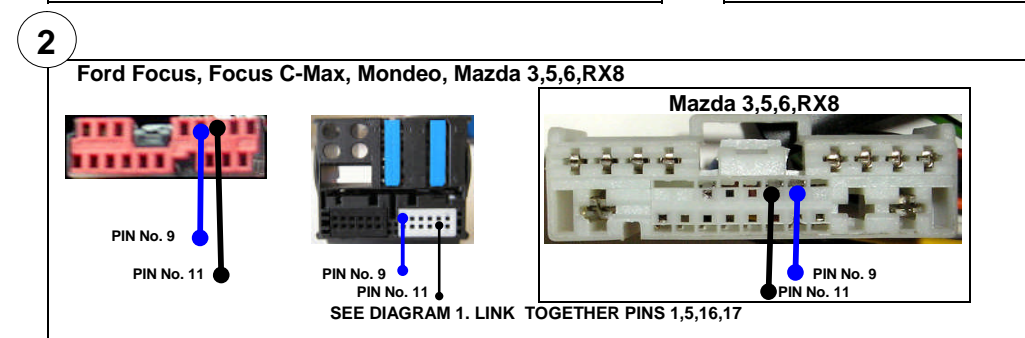

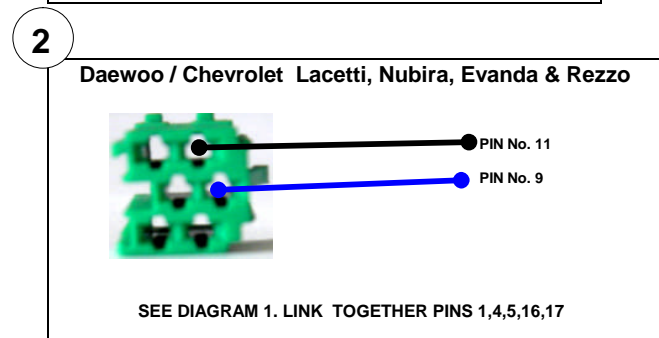

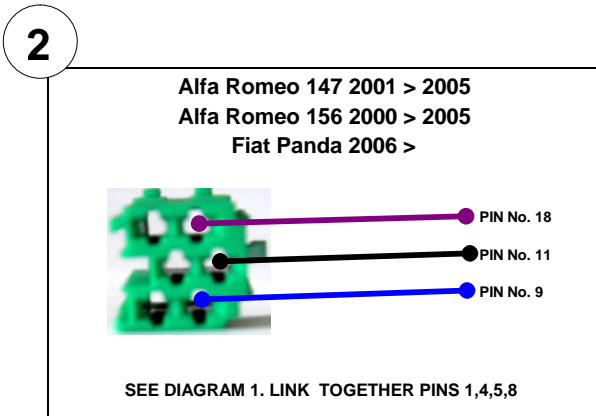
CONNECTIONS



PIN No.	CABLE
1	GROUND / MASSE
2	EMPTY
3	EMPTY
4	GREEN
5	GREY
6	EMPTY
7	PINK / SWRC
8	YELLOW
9	BLUE / SWRC
10	ACC +12v
11	BLACK / SWRC
12	EMPTY
13	EMPTY
14	EMPTY
15	EMPTY
16	WHITE
17	BROWN
18	VIOLET / SWRC
19	REMOTE CONTROL
20	EMPTY


Diagram 1. CAW-DY2999 20 WAY CONNECTOR

All vehicle connectors viewed from non-wire entry side



2


Honda CIVIC, CRV, FRV, INSIGHT & JAZZ



SEE DIAGRAM 1. LINK TOGETHER PINS 1,5,8,16

2

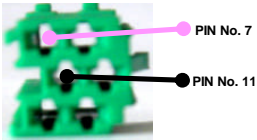
Hyundai / Kia



SEE DIAGRAM 1. LINK TOGETHER PINS 1,16,17

2


Kia Ceed 2007 >



SEE DIAGRAM 1. LINK TOGETHER PINS 1,4,

2

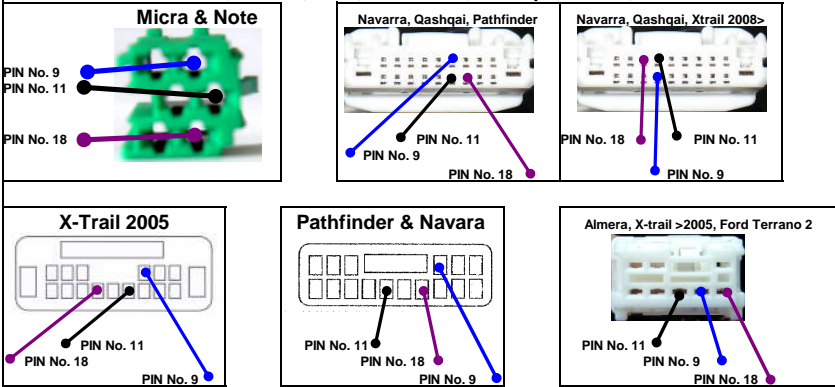
L/rover Freelander 1998 > 2003 / L/rover Discovery 2001>2004 MG Rover ZR,ZT,ZS 2001 >



SEE DIAGRAM 1. LINK TOGETHER PINS 1,5,16

2

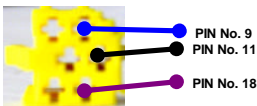
Nissan Micra, Navara, Note, Pathfinder, Qashqai, X-Trail, Ford Terrano 2



SEE DIAGRAM 1. LINK TOGETHER PINS 1,8,16

2

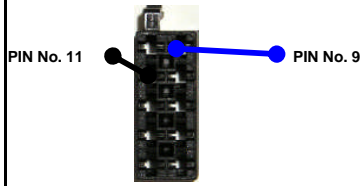
Peugeot 406, 806 1999 > 00, Expert 1996 > 03, Partner Van 1996 > Citroen Evasion/Synergie III 00 > 02, Xsara II 1999 > 01, Xantia 00 > 02



SEE DIAGRAM 1. LINK TOGETHER PINS 1,8

2

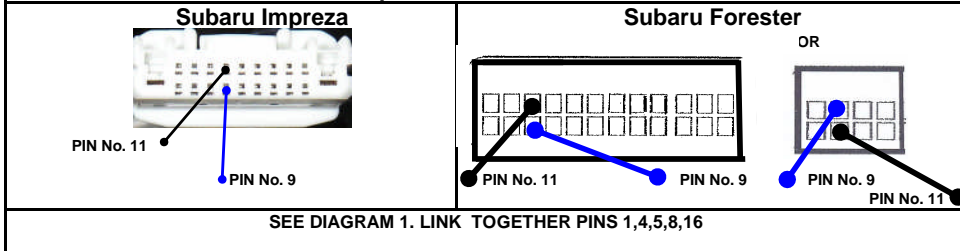
Citroen Xantia 1999 > 2000



SEE DIAGRAM 1. LINK TOGETHER PINS 1,4,5,17

2

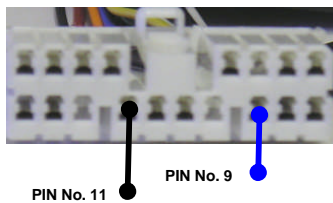
Subaru Impreza 2008, Subaru Forester .



SEE DIAGRAM 1. LINK TOGETHER PINS 1,4,5,8,16

2


Ssangyong Actyon 06>, Kyron 05>, Rexton



SEE DIAGRAM 1. LINK TOGETHER PINS 1,4,8,16

2

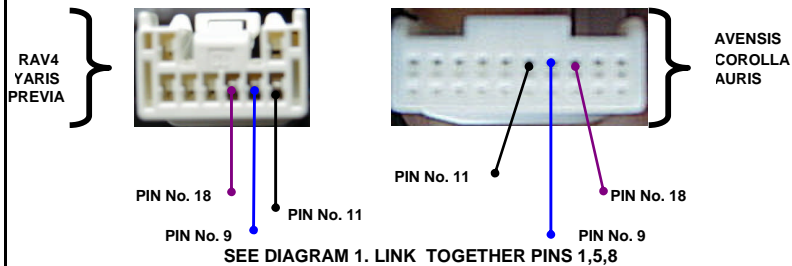
Suzuki Swift05>, Grand Vitara 05>, SX4 06>, Fiat Sedici 06>



SEE DIAGRAM 1. LINK TOGETHER PINS 1,4,5,

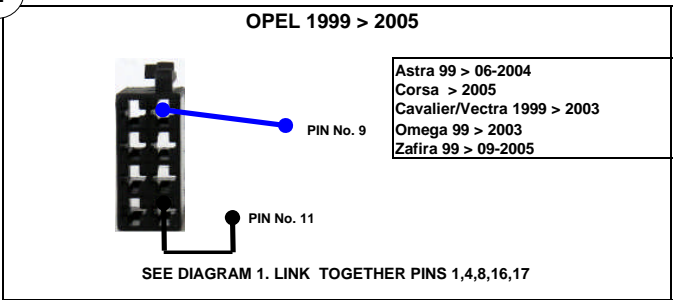
2

Toyota Avensis 03>, Corolla Verso 03>, Previa 03>, RAV4 03>, Auris 08 >

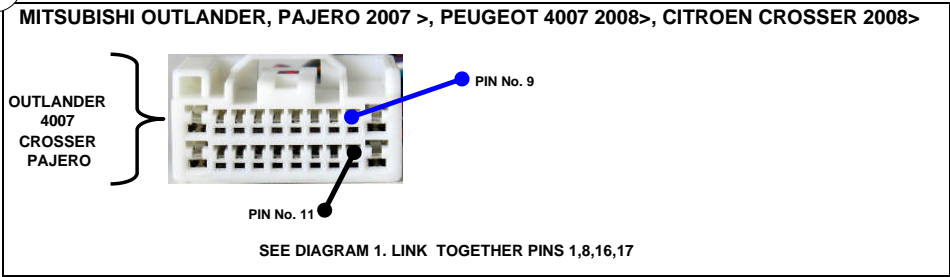


SEE DIAGRAM 1. LINK TOGETHER PINS 1,5,8

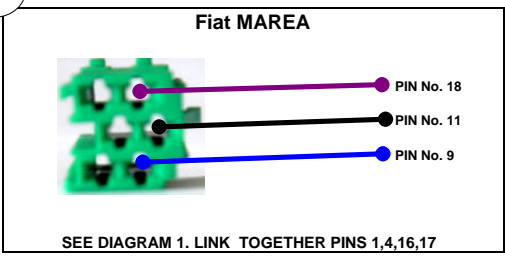
2



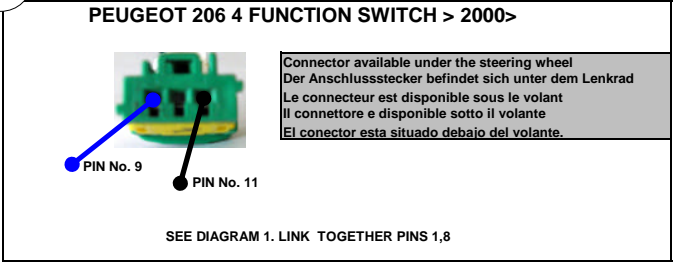
2



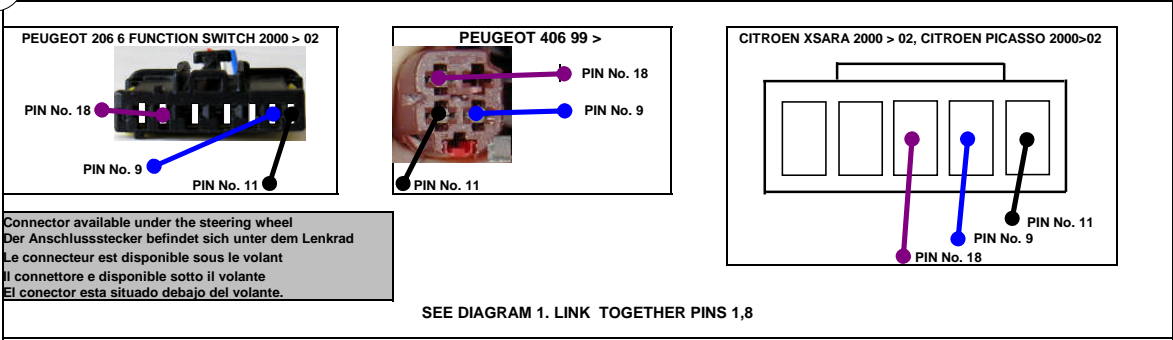
2



2




2


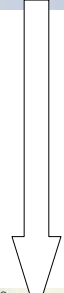




Connector available under the steering wheel
Der Anschlussstecker befindet sich unter dem Lenkrad
Le connecteur est disponible sous le volant
Il connettore e disponibile sotto il volante
El conector esta situado debajo del volante.

3



OR



4

