

# KENWOOD

## CAW-CANUN1

Universal Steering Wheel Remote Control Adaptor


Universal-Lenkradfernbedienungsadaptor










Interface Universelle pour télécommande au volant d'origine

Interfaccia Universale per comandi al volante d'origine








Interfase Universal para mandos de volante originales








Rev 8.0



	+ 12 V
	GND
	CAN H
	CAN L
	12V  
	 
	SPEED 
	 
	 

# Compatibility Kompatibilität Compatibilità Compatibilità Compatibilidad

Car / Fahrzeug Vehicule / Veicolo Vehiculo	Year Baujahr Année / Anno Año		 12V		SPEED	 R		AMPLI WAKE UP		
<b>ALFA ROMEO</b>										
159	From 2005	○	○	○	○	○	○	○	×	○
BRERA - SPIDER	From 2006	○	○	○	○	○	○	○	×	○
<b>AUDI</b>										
A3	From 2004	○	○	○	○	○	○	○	SOON	○
A4	From 2004	○	○	○	○	○	○	○	SOON	○
A6 - Q7	From 2006	○	○	○	○	○	○	×	SOON	○
A5	From 2007	○	○	○	○	○	○	○	SOON	○
<b>BMW</b>										
SERIES 1 - 3 - 5	From 2005	○	○	○	○	○	○	×	×	○
X3 - X5 - MINI (K-BUS)	From 2003	○	×	×	×	×	×	×	×	○
X5 - MINI	From 2007	○	○	○	○	○	○	×	×	○
<b>CHRYSLER /DODGE AMPLI WAKE UP INCLUDED FOR CARS FROM 2008</b>										
JEEP GRAND CHEROKEE	From 2005	○	○	○	○	○	○	○	FROM 2008	×
300C	From 2005	○	○	○	○	○	○	○	FROM 2008	×
COMPASS	From 2006	○	○	○	○	○	○	○	FROM 2008	×
NITRO	From 2007	○	○	○	○	○	○	○	FROM 2008	×
CALIBER	From 2008	○	○	○	○	○	○	○	FROM 2008	×
<b>CITROËN</b>										
C2 - C3 - C4	From 2006	○	○	○	○	○	○	○	×	×
C4 PICASSO	From 2006	○	○	○	○	○	○	○	×	×
<b>FIAT</b>										
IDEA	From 2005	○	○	○	○	○	○	○	×	○
NEW CROMA	From 2005	○	○	○	○	○	○	○	×	○
GRANDE PUNTO	From 2006	○	○	○	○	○	○	○	×	○
SCUDO	From 2007	○	○	○	×	○	○	○	×	○
STILO	From 2006	○	○	○	○	○	○	○	×	○
BRAVO	From 2007	○	○	○	○	○	○	○	×	○
500	From 2007	○	○	○	○	○	○	○	×	○
<b>LANCIA</b>										
YPSILON	From 2007	○	○	○	○	○	○	○	×	○
<b>MERCEDES</b>										
CLASS A	From 2003	○	○	○	○	○	○	○	×	○
CLASS B	From 2004	○	○	○	○	○	○	○	×	○
CLASS C	From 2003	○	○	○	○	○	○	○	×	○
CLASS E	From 2004	○	○	○	○	○	○	○	×	○
CLK - SLK	From 2003	○	○	○	○	○	○	○	×	○
CLASS R	From 2006	○	○	○	○	○	○	○	×	○

Car / Fahrzeug Vehicule / Veicolo Vehiculo	Year Baujahr Année / Anno Año		 12V		SPEED			AMPLI WAKE UP		
<b>MERCEDES</b>										
NEW SERIES S	From 2006	○	○	○	×	×	×	×	○	
ML	From 2004	○	○	○	○	○	○	×	○	
NEW ML	From 2005	○	○	○	○	○	○	×	○	
GL	From 2006	○	○	○	○	○	○	×	○	
SL	From 2006	○	○	○	×	×	×	×	○	
NEW CLASS C	From 2007	○	○	○	○	○	○	×	○	
SPRINTER	From 2006	○	○	○	○	○	○	×	○	
<b>OPEL</b>										
CORSA	From 2004	○	○	○	○	○	×	×	×	
ANTARA	From 2006	○	○	○	○	○	×	×	×	
ASTRA H	From 2004	○	○	○	○	○	×	×	×	
MERIVA	From 2004	○	○	○	○	○	×	×	×	
NEW VECTRA	From 2004	○	○	○	○	○	×	×	×	
SIGNUM	From 2004	○	○	○	○	○	×	×	×	
TIGRA	From 2004	○	○	○	○	○	×	×	×	
NEW ZAFIRA	From 2004	○	○	○	○	○	×	×	×	
<b>PEUGEOT</b>										
207 - 307 - 407	From 2006	○	○	○	○	○	○	×	×	
<b>PORSCHE</b>										
CAYENNE TURBO	From 2006	○	○	○	○	○	×	×	○	
<b>RENAULT</b>										
CLIO	From 2006	○	×	×	×	×	×	×	×	
MEGANE	From 2006	○	×	×	×	×	×	×	×	
LAGUNA	From 2006	○	×	×	×	×	×	×	×	
MODUS	From 2006	○	×	×	×	×	×	×	×	
<b>SEAT</b>										
ALTEA	From 2004	○	○	○	○	○	×	×	×	
CORDOBA	From 2004	○	○	○	○	○	×	×	×	
LEON	From 2004	○	○	○	○	○	×	×	×	
<b>VOLVO</b>										
V70	From 2004	○	○	○	○	○	×	×	×	
<b>VOLKSWAGEN</b>										
GOLF V	From 2004	○	○	○	○	○	×	×	○	
GOLFPLUS	From 2004	○	○	○	○	○	×	×	○	
TOURAN - PASSAT	From 2004	○	○	○	○	○	×	×	○	
TOUAREG	From 2004	○	○	○	○	○	×	×	○	
NEW TOUAREG EOS	From 2007	○	○	○	○	○	×	×	○	
MULTIVAN	From 2007	○	○	○	○	○	×	×	○	
TIGUAN	From 2007	○	○	○	○	○	×	×	○	
PASSAT CC	From 2008	○	○	○	○	○	×	×	○	

**CANBUS connections / CANBUS Verbindung**  
**Connection du CANBUS / Conessioni CANBUS / Conexiones del CANBUS**

Seen from cable output of connectors  
 Ansicht der Steckerbeschaltung (Kabelanschlussseite) / Vue du connecteur côté cables  
 Vista connettori uscita lato cavi / Vista del conector por lado de los cables

**ALFA ROMEO 159**

CAN H

CAN L

AUTO KEYS	+	-	▲	▼	▲	▼	⏏	SCR	
FUNCTIONS	1	2	3	4	6	5	8	7	9

CAN H

CAN L

**CANBUS CONNECTIONS ON ISO AUDI**

**CANBUS CONNECTIONS ON FAKRA AUDI**

AUTO KEYS			▲	▼	
FUNCTIONS	1	2	3	4	9

**SERIES**  
**1 - 3 - 5 - new X5**

CAN H

CAN L

AUTO KEYS	+	-	▲	▼		
FUNCTIONS	1	2	3	4	7	9

**K-BUS PROTOCOL**  
**PLACE J5**  
**BETWEEN PINS 1 & 2 PAGE 8**

CAN L

**OLD K BUS**

**X3 X5 MINI**

AUTO KEYS	+	-	▲	▼	
FUNCTIONS	1	2	3	4	9

**FAKRA**  
**C2 - C3 - C4**  
**207 - 307 - 407**

CAN H

CAN L

AUTO KEYS	VOL +	VOL -	◀	▶	KNOB	KNOB	VOL + & -	MODE
FUNCTIONS	1	2	4	3	6	5	8	7

## CANBUS connections / CANBUS Verbindung Connection du CANBUS / Conessioni CANBUS / Conexiones del CANBUS

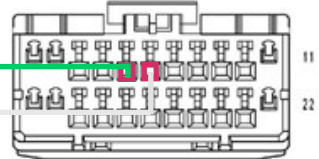
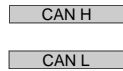
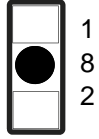
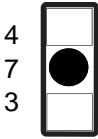
Seen from cable output of connectors  
Ansicht der Steckerbeschaltung (Kabelanschlussseite) / Vue du connecteur côté cables  
Vista connettori uscita lato cavi / Vista del conector por lado de los cables



	CH WHITE/ORANGE (POS 5)
	CL WHITE (POS 6)

LEFT LEVER BEHIND ST. WHEEL

RIGHT LEVER BEHIND ST. WHEEL



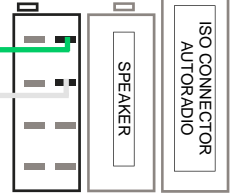
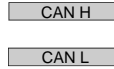
**J. GRAND CHEROKEE  
COMPASS  
300 C**



**GRANDE PUNTO  
IDEA - CROMA**

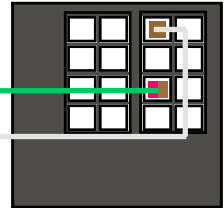
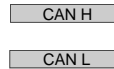
YPSILON

AUTO KEYS	+	-				SCR	
FUNCTIONS	1	2	3	4	8	7	9



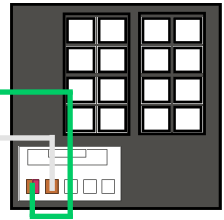
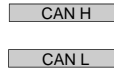
**A - B - C - CLK - ML - R**

AUTO KEYS	+	-				
FUNCTIONS	1	2	3	4	9	10



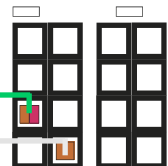
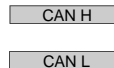
**E - SLK**

AUTO KEYS	+	-				
FUNCTIONS	1	2	3	4	9	10



**CLASS A  
WITH ISO**

AUTO KEYS	+	-				
FUNCTIONS	1	2	3	4	9	10



## CANBUS connections / CANBUS Verbindung Connection du CANBUS / Connessioni CANBUS / Conexiones del CANBUS

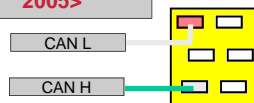
Seen from cable output of connectors  
Ansicht der Steckerbeschriftung (Kabelanschlussseite) / Vue du connecteur côté câbles  
Vista connettori uscita lato cavi / Vista del conector por lado de los cables



**RENAULT**

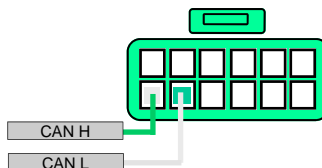
**RENAULT  
CANBUS  
2005>**

AUTO KEYS	+	-	↶	↷	🔇	SCR
FUNCTIONS	1	2	4	3	8	7



**CANBUS  
V70**

AUTO KEYS	+	-	⏪	⏩
FUNCTIONS	1	2	4	3

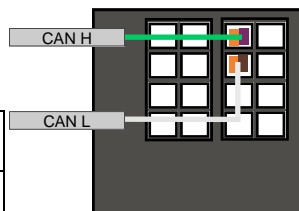


**GOLF V - GOLFPLUS - TOURAN  
PASSAT - TOUAREG  
NEW TOUAREG - EOS  
MULTIVAN - TIGUAN**

**ALTEA - CORDOBA - LEON**

**OCTAVIA II**

AUTO KEYS	+	▲	▼	⏪	⏩	🔄	🔇	🟢	🔴
FUNCTIONS	1	2	4	3	7	8	9	10	



**Dodge**

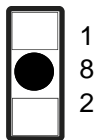
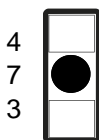
**NITRO**

**CL WHITE/ORANGE (POS 2)**

**CH BIAWHITE/FREY (POS 13)**

LEFT LEVER BEHIND ST. WHEEL

RIGHT LEVER BEHIND ST. WHEEL



**NITRO**

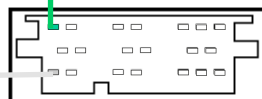


**CAYENNE TURBO**

CAN H

CAN L

AUTO KEYS	+	▲	▼	⏪	⏩	🎵	MUTE	🟢	🔴
FUNCTIONS	1	2	4	3	7	8	9	10	



**ISO PORSCHE**

# Self-Learning / Selbstlern-Funktion Auto-apprentissage / Auto-apprendimento Auto-aprendizaje

Power Plug.
Stromanschluss.
Branchement.
Alimentare l'Unità.
Conexión de alimentación.



LED blinks red for few seconds.
Die LED blinkt für einige Sekunden rot.
Le LED clignote en rouge quelques secondes.
Il LED lampeggia rosso qualche secondo.
El LED rojo parpadea unos segundos.



LED fixed green: Unit ready.
Leuchtet die LED stets grün, ist der Adapter betriebsbereit.
Le LED s'allume en vert des que l'interface est prete.
Il LED si accende verde, il modulo è pronto per funzionare.
El LED se ilumina en verde cuando el interfase está preparado.











## Functions / Funktionen / Foncion / Funzioni / Funciones

	RADIO	CASSETTE	CD
1	INCREASE VOLUME		
2	DECREASE VOLUME		
3	SEEK +	SUCCESSIVE TRACK	
4	SEEK —	PREVIOUS TRACK	
5	FM		
6	AM		
7	SOURCE / CLOSE CALL		
8	MUTE		
9	ANSWER CALL		
10	CLOSE CALL		

# JUMPERS

1 2 3  
○ ○ ○ J1  
○ ○ ○ J2  
○ ○ ○ J3  
○ ○ ○ J4  
○ ○ ○ J5

	1 - 2	2 - 3
J1		
J2		
J3		
J4		
J5	<b>K-BUS HANDLING</b>	<b>CAN-BUS HANDLING</b>