


## • Ford Mondeo 2002 →

Compatible with these Kenwood double DIN devices

### Kenwood Navigation



#### Double DIN Kit contents


- (1) Metal Frame
- (2) Facia Plate

- Installation Kit (3)
- Trim Frame (4)


## Installation Manual Double DIN Kit CAW 2114-07 / CAW 2114-07-RT



1. Insert four Ford Mondeo radio release keys in the OEM head unit.



2. Remove the OEM head unit by pulling it towards your direction.




3. Place fascia plate on the dashboard.


Push the Metal Frame into the fascia plate

Connect all required circuit points and push the double DIN head unit in the metal frame until it snaps in.

Place the trim frame.



Mount the metal brackets with the double DIN head unit



*The position of the copper coloured holder can be adjusted to your needs for perfect fit. (see sample)*

*All installation work must be performed by a qualified professional installer only. The manufacturer / dealer is not liable for any kind of incidental or indirect damages.*