

Opel Antara 2007->

Opel Astra 2004->


Opel Zafira 2005->

colour	standard	Rubber-Touch
black	CAW 2230-04	CAW 2230-04-RT
anthracite metallic	CAW 2230-05	CAW 2230-05-RT
silver	CAW 2230-06	CAW 2230-06-RT
champagne	CAW 2230-14	CAW 2230-14-RT
glossy black	CAW 2230-15	-

colour	standard	Rubber-Touch
chrome silver	CAW 2230-16	CAW 2230-16-RT
champagne	CAW 2230-17	CAW 2230-17-RT
light silver	CAW 2230-18	CAW 2230-18-RT
anthracite	CAW 2230-19	CAW 2230-19-RT
dark silver	CAW 2230-20	CAW 2230-20-RT
dark grey	CAW 2230-21	CAW 2230-21-RT

Compatible with these Kenwood double DIN devices

Kenwood Navigation




Double DIN Kit contents

- (1) Metal Frame
- (2) Installation Kit
- (3) Facia Plate
- (4) Trim Frame

All installation work must be performed by a qualified professional installer only.

The manufacturer / dealer is not liable for any kind of incidental or indirect damages.

Installation Manual Double DIN Kit Opel




1. Radio release keys are required for OEM radio removal




2. Put the radio release keys in the holes (see arrows) of the OEM radio

remove the OEM radio by pulling it towards your direction



Mount the metal brackets with the double DIN head unit



The position of the copper coloured holder can be adjusted to your needs for perfect fit. (see sample)



2. Push the metal frame into the facia place

Place the facia plate on the dashboard

Connect all required circuit points, place the Double DIN navigation

Place the trim frame