

KENWOOD

Steering Wheel Remote Control Adaptor

CAW-MX7440

Peugeot 206 05/01 > (6-Function with roller)

Peugeot 307 06/01-02/05

Peugeot 406 03/01 > (Controller with roller)

Peugeot 607 06/01 >

Citroen Berlingo 04/01-03/06

Citroen C2 05/02-02/05

Citroen C3 05/02-02/05

Citroen C5 05/01-02/05


Citroen Xsara Picasso 10/02 > (Multiplex wiring)

Citroen Evasion & Synergie 10/02-02/05 (Multiplex wiring)



Citroen Xsara III 03/01 > (6-Function)

Citroen Xantia 10/02 > (Multiplex wiring)

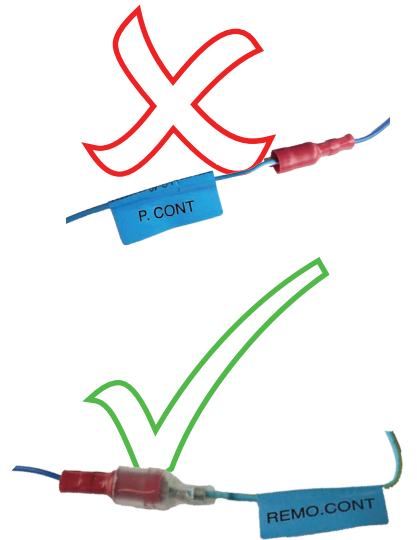
Check for latest updates on:
www.kenwood.eu





1




OR



2



3

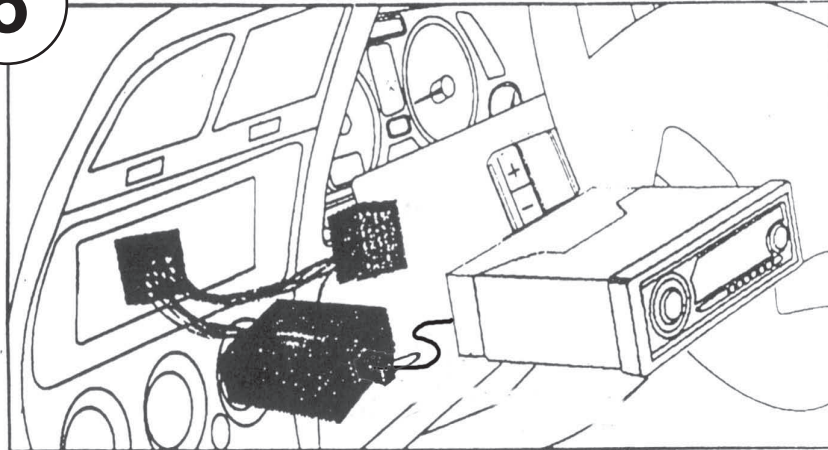


4

IMPORTANT – PLEASE READ BEFORE REMOVING ORIGINAL EQUIPMENT HEAD-UNIT.

Peugeot/Citroen vehicles Equipped with multiplexed wiring may exhibit odd behaviour of the dash display or central locking when the original stereo is removed. These issues originate from the removal of the original equipment NOT the installation of a new system. Any faults can be corrected by a Peugeot/Citroen dealer who can re-configure the system.

5



6



Vehicle Function	Click
Vol +	Vol +
Vol -	Vol -
▶▶	Seek +
◀◀	Seek -
▲ Memo	Preset +
▼ Memo	Preset -
SRC	Source
Mute	Mute

NOTE:

These Peugeot/Citroen vehicles do not feature an ignition feed to the Head-Unit. The replacement unit will need to be manually turned off (or face panel removed) when the user exits the vehicle. If desired an ignition input can be added by disconnecting the bullet connector on the red wire (Harness A) and adding a flying lead to take this to a true ignition feed (Normally located at the Ignition barrel or fuse box).

*Functions Given are a general guide, exact functionality may vary with Kenwood Model/Vehicle